










Tabella sui livelli prestazionali

		Livello 1			Livello 2			Livello 3		
										
Per ogni locale (es. camera da letto, soggiorno, studio, ecc)	$8 < A \leq 12$	4 [1]	1	-	5	2	-	5	2	-
	$12 < A \leq 20$	5 [2]	1	1	7	2	1	8	3	1
	$A > 20$	6 [3]	2	-	8	3	-	10	4	-
Ingresso		1	1	-	1	1	-	1	1	-
Angolo Cottura		2(1)	-	-	2(1)	1	-	3(2)	1	-
Locale Cucina		5(2)	1	1	6(2)	2	1	7(3)	2	1
Lavanderia		3	1	-	4	1	-	4	1	-
Locale da bagno o doccia		2	2	-	2	2	-	2	2	-
Locale servizi (WC)		1	1	-	1	1	-	1	1	-
Corridoio	$L \leq 5 \text{ m}$	1	1	-	1	1	-	1	1	-
	$L > 5 \text{ m}$	2	2	-	2	2	-	2	2	-
Balcone/Terrazzo	$A \geq 10$	1	1	-	1	1	-	1	1	-
Ripostiglio	$A \geq 1$	-	1	-	-	1	-	-	1	-
Cantina/Soffita		1	1	-	1	1	-	1	1	-
Box auto		1	1	-	1	1	-	1	1	-
Giardino	$A \geq 10$	1	1	-	1	1	-	1	1	-